

# **EXAM CELL AUTOMATION**

Jui More<sup>1</sup>, Chandarani Jadhav<sup>2</sup>, Prof. Deepak ugale<sup>3</sup>

<sup>1</sup>Diploma Scholar , Dept Of Computer Engineering , MET BKC , Nashik M.H, India

<sup>2</sup>Diploma Scholar , Dept Of Computer Engineering , MET BKC , Nashik M.H, India

<sup>3</sup>Lecturer , Dept Of Computer Engineering , MET BKC , Nashik M.H, India

-----\*\*\*\*-----

## **Abstract**

**Exam Cell Automation System is developed for the college to simplify exam cell work. In existing system, all the record keeping and allocate seating for examination is done manually. So we cannot determine the seating arrangement of student, if updating is not done. So keeping in mind the above problems the system will automatically perform the manual system and it will generate the detained list both as user and Administrator perspective. This system is more efficient and fast as compare to another manual system. The purpose of developing exam cell automation system is to computerized the traditional way of conducting exams. Main purpose for developing this software is to generate the seating arrangement report automatically during examination. And it can be access by the admin only. The measure advantage of exam cell automation is to reduce the paper work. And a further purpose for developing this software is to generate the hall allocation to candidates and Internal & External Duty Allotment report automatically.**

## **Keywords :**

Examination; Exam; Automation; Student; Admin; Hall Ticket; Result;

## **1. Introduction:**

The system contains of lot of man work and it is paper based. The activities in the context of an examination that can be effectively manage. This system allows students to enroll themselves into the system by registering the name or by sharing details to admin. This is done by providing their personal and all

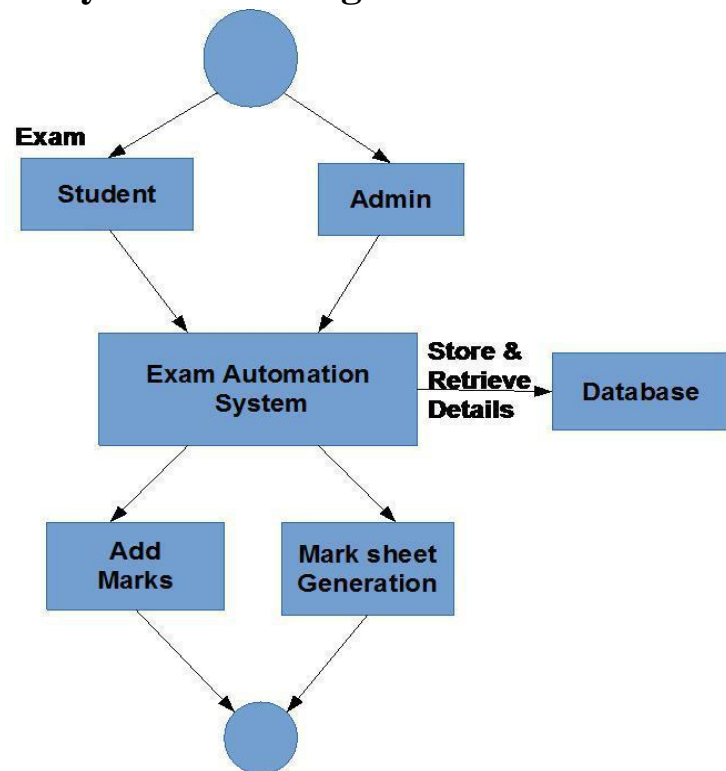
the necessary detail for e.g. Name, Email, Examination, semesters etc. They provide details are then entered by admin into the system to create their hall tickets and also create login id and password for them. When hall ticket is created the system will mail the link to the student who has registered. Students connecting link in the mail can view and print the hall ticket and also can login into the system using login id and password to modify or update their details like phone number email id etc. Admin is also responsible for generation of mark-sheet for every registered student there will be total three to six semesters contains maximum seven subjects. Admin can enter the marks of every student into their respective mark-sheet using the system's GUI or via database entry. The student mark-sheet are created and printed separately. Thus on a whole it serves as a complete automated software which handles the every tedious and complex process handled during the examination time by the exam cell of college.

## **2. Literature Survey:**

Exam cell automation system is a proposed system published in international general of Advance research in computer science and software engineering in 2016. The system proposes to reduce the manual work which requires extra efforts and time to process the system was proposed by the educational institute "Rajiv Gandhi Institute of Technology" to maintain records of the student the system information is easy and

intelligent manner which provides features like online registration, profile creation of students Which make paper work less in the institute. The Automated Examination Support System is a proposed system published in the International Journal of Current Engineering and Technology. The system deals with the activities related to examination. The system proposes to generate hall tickets, generation of results etc. The system provides different permissions and accessibility rights to different users as per the requirement. The system will produce data for all the users in the system if wanted access to providing no privacy or secrecy. Each user will have his/her working status displayed on the system. It reduces the large amount of material resources. Examination system is developed based on web. This paper describes the principle of the designed system, that presents the main functions of the system, analyzes the algorithm of auto-generating test paper, and discusses the security of the system. Nor Shahidabt Mohd Jamail Abu Bakar Md Sultan Faculty of Computer Science and Technology, Selangor, Malaysia Examination process is important activities for institutions to evaluate student's performance. Thus the quality of the exam questions would determine the quality of the students produced by the institutions, also preparing exam questions is challenges, tedious and time consuming for the instructors. This system helps instructors to store the questions banks in computer databases. This system help to user to create new question set from time to time without concern about repetition and duplication from the pass exam while the exam bank growing

### 3. System Working:



### 4. Description of Block Diagram

#### 4.1. Admin user

Admin have rights to upload the mark sheet of student of every semester. Issuing hall ticket. Adding dates of exam of different university. After finishing exam admin generate the result of student And also analysis result of all student had given the exam.

#### 4.2. Student User

Student have to login then he/she have to fill the form of admission. He/she will get user-id and password with the help of user-id and password he/she can download the hall ticket and if he/she have given the exam then they can see their result online.

## 5. Module :

### 5.1. Student Register:

Student has to sign up and fill the form. Student have to enter details like Name, Date of birth, Email, Mobile No., Father name, Mother name, Gender, Address, Nationality, Category, Branch name, College name, Course type, Academic Qualification, Medium of Instruction till class 10<sup>th</sup>, Mode of payment and upload the required document and photo to enroll into the system.

### 5.2. Admin Login:

Admin has the permission to see the student who has enroll them self into the system he also have right to add dates to exam and he can generate the hall ticket and result of the student.

He also has rights to add questions in question set.

### 5.3. Send Email:

When student registered for exam then the admin send the hall ticket link to student through email.

### 5.4. Student Login:

When student register then he/she get the unique user-id and password with the help of user-id and password student can login into the system.

### 5.5. View and Update Details:

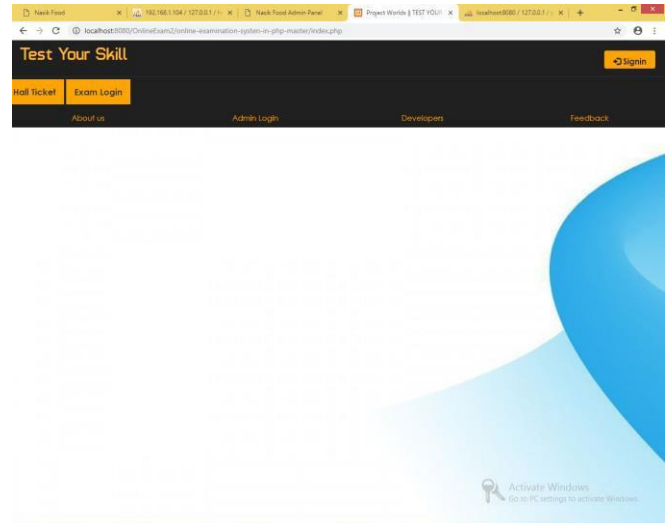
Student have rights to view and update details like Name, Date of birth, Email, Mobile No., Father name, Mother name, Gender, Address, Nationality, Category, Branch name, College name, Course type, Academic Qualification, Medium of Instruction till class 10<sup>th</sup>, Mode of payment and upload the required document and photo to enroll into the system.

### 5.6. Mark sheet Generation:

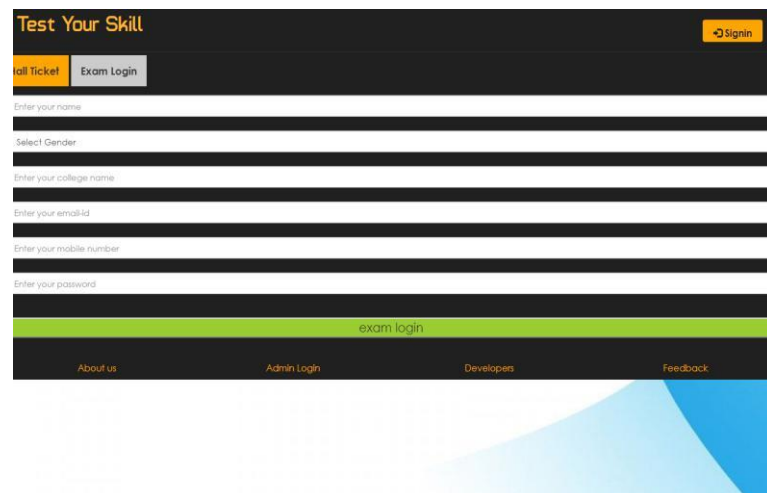
When student gives the exam his/her mark sheet is generated through Admin.

## 6. Result Analysis :

### 6.1. Login Page:



### 6.2. Login Page:



### 6.3. Admission form :

**CENTURION UNIVERSITY OF TECHNOLOGY AND MANAGEMENT, BHUBANESWAR - 752050, ODISHA**  
Phone : (0674)2492496, Fax : (0674)2490480

**ADMISSIONS (2016-17)**

Name : Prashant  
ID : CUTM00028  
Date of Birth : 2019-01-04  
Email : abc1234@gmail.com  
Mobile No. Telephone - 0  
Mobile - 2147483647  
Father's Name ghsdfh  
Father's Occupation hsdhjsdf Mobile No. 2147483647  
Mother's Name hjsdyhr  
Mother's Occupation 12 Mobile No. 2147483647  
Income of Parents 1000000  
Sex Male  
Correspondent Address Address : hsdhfh  
State : fffhsdhfhcv  
Pin : 0  
Mobile : 2147483647  
Permanent Address Address : ahadhha  
State : hsdhfsd  
Pin : 353466  
Mobile : 2147483647

### 6.4. Profile page:

**My Profile**

1) Application Status	Applied
2) Print Application	<a href="#">Click Here</a>
3) Edit Application	<a href="#">Click Here</a>
4) Print Admit Card	<a href="#">Click Here</a>
5) View Result	<a href="#">Click Here</a>

### 6.5. Online exam:

**Test Your Skill**

Netcamp Home Signout Enter tag Search

hello  
Time Left: 684.322  
Start

S.N.	Topic	Total question	Marks	Time limit	Date
1	Aptitude Exam	25	50	20 min	2019-02-28

About us Admin Login Developers Feedback

### 6.6. Exam start:

**Test Your Skill**

Netcamp Home Signout Enter tag Search

hello  
Time Left: 1193.842  
Start

Question 1 =  
Look of this series: 2, 1, (1/2), (1/4), ... What number should come next?

(1/2)  
 (1/4)  
 (2/8)  
 (1/14)

Submit

About us Admin Login Developers Feedback

### 7. Features :

- It is user friendly
- Report generation is easy
- It reduce the paper work
- Computer operator control the system

### 8. Applications :

- This software can be used in Colleges.
- It is Used in wide exam sectors.
- It can be used for Taking Govt. Exams like Railway, UPSC. etc.
- By Using this software we can register the student details.

### 9. Advantages :

- Boosts enterprise accessibility.
- Faster exam registration.
- Easy result generation.
- Improved accuracy of student data.
- Better convenience for students.
- Elimination of red tape in hall-ticket availability.

## 10. Conclusion :

A web based interface for showing hall name for student is developed, which makes student to see their seat in respective hall easily. A web based interface for survey the details of student academic development. And they can change it by the permission of admin only. The exam cell automation system is allowing examiner to reduce the time required for the information to reach the exam cell and also help in avoiding misinterpretation of information. It is a system which is designed to reduce the man power.

## 11. References:

- [1] “ERP implementation critical success factors-the role and impact of business process management” Management of Innovation and Technology, 2000. ICMIT 2000. Proceedings of the 2000 IEEE International Conference on (Volume: 1) pg122 - 127
- [2] Bingi P., Sharma M., Godla J. “Critical Issues Affecting an ERP Implementation”, Information Systems Management, (16:3), Summer 1999.
- [3] Spring MVC documentation (<http://docs.spring.io/spring/docs/>)
- [4] Spring Security documentation (<http://docs.spring.io/spring-security/site/docs/>)
- [5] Hibernate ORM documentation ([http://docs.jboss.org/hibernate/orm/4.3/manual/en-US/html\\_single/](http://docs.jboss.org/hibernate/orm/4.3/manual/en-US/html_single/))